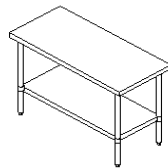
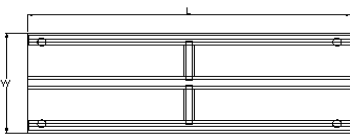
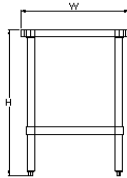
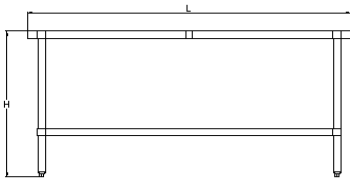


**HEAVY DUTY STAINLESS STEEL WORK TABLE
FLAT TOP 18GA SS WORK TABLE**



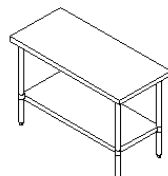
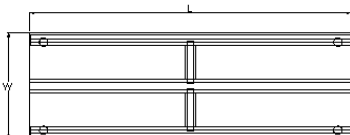
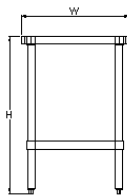
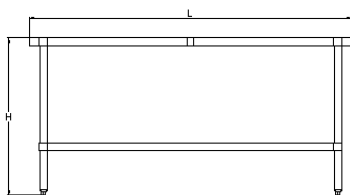
SG3072



- 18/430 STAINLESS STEEL OF TOP
- FLAT TOP
- SG SERIES GALV UNDER SHELF AND LEG
- AST SERIES STS UNDER SHELF AND LEG



AST3072



| WORK TABLE SG SERIES | | | | |
|----------------------|-----------|----|----|-----------------|
| ORDER # | DIMENSION | | | WEIGHT LB/EA |
| | W | L | H | |
| SG2424 | 24 | 24 | 35 | 41.2 |
| SG2430 | 24 | 30 | 35 | 46.3 |
| SG2436 | 24 | 36 | 35 | 51.4 |
| SG2448 | 24 | 48 | 35 | 63.5 |
| SG2460 | 24 | 60 | 35 | 73.9 |
| SG2472 | 24 | 72 | 35 | 84.2 |
| SG2484 | 24 | 84 | 35 | 105.8 |
| SG2496 | 24 | 96 | 35 | 116.2 |
| SG3030 | 30 | 30 | 35 | 53.6 |
| SG3036 | 30 | 36 | 35 | 60.2 |
| SG3048 | 30 | 48 | 35 | 75.4 |
| SG3060 | 30 | 60 | 35 | 88.6 |
| SG3072 | 30 | 72 | 35 | 101.9 |
| SG3084 | 30 | 84 | 35 | 126.8 |
| SG3096 | 30 | 96 | 35 | 140.0 |

| WORK TABLE AST SERIES | | | | |
|-----------------------|-----------|----|----|-----------------|
| ORDER # | DIMENSION | | | WEIGHT LB/EA |
| | W | L | H | |
| AST1824 | 18 | 24 | 35 | 25.4 |
| AST1830 | 18 | 30 | 35 | 29.8 |
| AST1836 | 18 | 36 | 35 | 33.1 |
| AST1848 | 18 | 48 | 35 | 43.0 |
| AST1860 | 18 | 60 | 35 | 51.8 |
| AST1872 | 18 | 72 | 35 | 60.6 |
| AST1896 | 18 | 96 | 35 | 83.8 |
| AST2424 | 24 | 24 | 35 | 37.7 |
| AST2430 | 24 | 30 | 35 | 42.8 |
| AST2436 | 24 | 36 | 35 | 47.8 |
| AST2448 | 24 | 48 | 35 | 59.7 |
| AST2460 | 24 | 60 | 35 | 69.9 |
| AST2472 | 24 | 72 | 35 | 80.2 |
| AST2484 | 24 | 84 | 35 | 100.0 |
| AST2496 | 24 | 96 | 35 | 110.5 |
| AST3030 | 30 | 30 | 35 | 50.0 |
| AST3036 | 30 | 36 | 35 | 56.4 |
| AST3048 | 30 | 48 | 35 | 71.6 |
| AST3060 | 30 | 60 | 35 | 84.9 |
| AST3072 | 30 | 72 | 35 | 98.0 |
| AST3084 | 30 | 84 | 35 | 120.8 |
| AST3096 | 30 | 96 | 35 | 133.8 |